

# Enigma

Version 2.4 Users Manual

Privacy for Everyone

required

Released June 1994  
System 7.0 or later

## Table of Contents

What is Enigma?	1
Enigma 2.4 Requirements	1
What's new in version 2.4?	2
Getting Started	2
Vaults	3
Opening or Creating a Vault	4
Vault Operations	4
Compacting Vaults	6
Self Extracting Vaults	6
Customizing Enigma	7
General Options	7
Vault Options	9
Saving your Configuration	9
Resedit Hacks	9
What is DES?	10
History	10
Algorithm	11
What is the Limited DES that Enigma Implements?	12
What is Cipher Block Chaining?	12
How Secure is DES?	12
Protecting Your Privacy	13
Frequently Asked Questions	14

Things that look like bugs but aren't really	15
Compatibility with Earlier Versions of Enigma	15
Things that need improvement	16
User Support	16
How to get the full DES version of this program	16
Site License Fee	17
Updates	17
Acknowledgements	17
Standard Disclaimer	18
Appendix A	
Change History	19
Appendix B	
Bibliography	22

## What is Enigma?

Enigma is an application designed to completely protect your privacy at very low cost. If you would prefer your neighbors not see your personal finance data, your co-workers not see your performance appraisal, or your competitor see your trade secrets then Enigma is an application you will find very valuable.

Data stored on computers can quickly be searched for, analyzed, and copied. Only encryption such as that provided by Enigma can defeat this easy access.

Enigma is named after the famous German encryption system of World War II which was used to protect German military secrets. This application implements the NSA developed Data Encryption Standard (DES) which is the current standard for commercial and unclassified data protection. The freeware version distributed on a variety of international networks and local BBSs implements only

a limited subset of the DES standard. The limited DES version distributed as freeware is proof against casual snoopers and those without access to sophisticated computers. But it is not adequate protection against a knowledgeable and dedicated attack. If you need the stronger protection you can purchase a version of Enigma which implements the complete DES standard.

US law does not allow export of the complete DES algorithm outside of the United States and Canada. Stupid as it sounds, DES is considered a "munition" by the US government. Export of DES outside of the United States and Canada is a rather severe felony if the Justice Department should decide to prosecute. The freeware version implements a limited version which is almost as secure, but does not violate US law. Technical details are discussed in the section describing the DES algorithm.

Please write your congressmen and let them know you oppose the FBI's proposed Digital Telephony Bill which could make this program and all other encryption programs that do not provide a back door for the US Government illegal. Also support non-government encryption solutions such as that provided by RSA and PGP and ignore government standards with built in back doors such as Clipper. (Yes I know DES is a government developed algorithm, but at least it contains no blatant back doors, and has survived the test of time.)

#### *Enigma 2.4 Requirements*

Enigma 2.4 requires System 7.0 or later. [Sorry people, it's time to upgrade]. It requires about 600K of memory, and about 300K of disk space. Norton Directory Assistance II has been reported to cause some problems, but nothing severe. Other than that I know of no hardware or init conflicts if you meet the above requirements. For users with older machines or users who won't upgrade to System 7, you can get a copy of Enigma 1.2 from me by writing to the same address as those registering Enigma 2.4. Enigma 1.2 is compatible with all Macintosh's with at least 512K of RAM and the 128K ROM. Enigma 1.2 contains most of the encryption capability of Enigma 2.4 but does not support vaults.

### *What's new in version 2.4?*

- Enigma now runs in native mode on the Power Macintosh encrypting at speeds well above 100K/second.
- Changes have been made to make Enigma more compatible with Enigma for Windows 1.0 which was released simultaneously with version 2.4 for the Macintosh.
- Incorrect keys are now handled much more gracefully (again).
- A bug that occasionally resulted in items showing up in the trash as “rescued items” has been fixed.
- Fixed a crash when more than 255 files extracted from vaults in a single session.

### *Getting Started*

The simplest operation you can perform with Enigma is to encrypt or decrypt a single file. There are two ways you can select a file. First you can drag the desired files to the Enigma icon and release the mouse button. You will be prompted for a key. The files will be automatically encrypted and/or decrypted depending on their type. Depending on the options you have selected you will need to enter a key and output filename for each file dragged to Enigma.

Alternatively you can select files from within the Enigma Application by selecting "Open..." from the Enigma file menu.



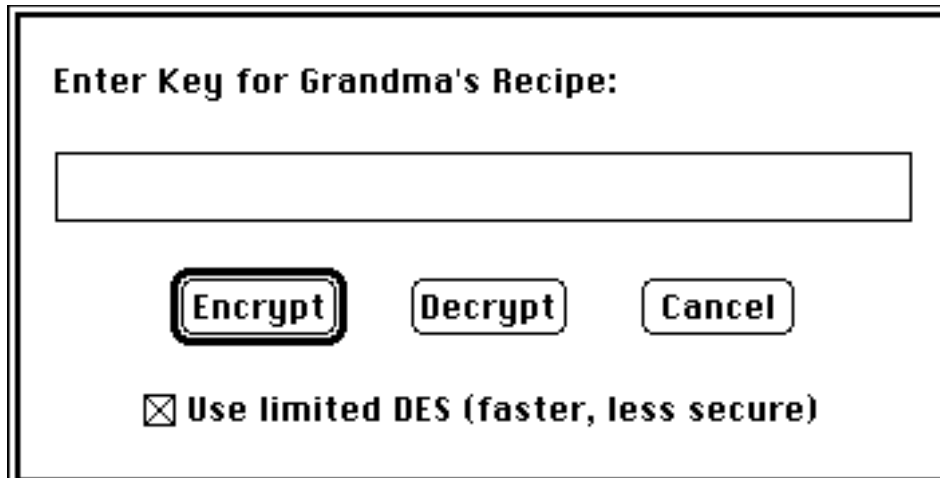


Figure 1: Key Entry Dialog Box

Enigma will automatically determine if the file should be encrypted or decrypted. However, you can manually override this during key entry if you desire. The only reason to ever override Enigma's default selection is if you are double or triple encrypting a file; or decrypting a file encrypted on a PC which does not have the default file extension. Figure 1 shows the key entry dialog box.

If you have the freeware version of Enigma you will not be able to deselect the "Use Limited DES" check box.



Figure 2: Encryption Status Dialog Box

During the encryption/decryption process a dialog box showing status will be displayed. Figure 2 shows this dialog box. You can select cancel at any time to abort the process (Any file that would have been overwritten by the encryption operation will be restored). You can also move the status window around the screen, or push Enigma into the background by clicking on the window of another open application. In the background Enigma will continue to encrypt/decrypt at a somewhat slower pace. Cryptography is very CPU intensive so expect some slowdown of other applications even when Enigma is in the background.

Enigma has many options which will allow you to customize and streamline the encryption/decryption process. Refer to the section "*Customizing Enigma*" for details.

### *Vaults*

Vaults are like a locked file cabinet. You can put a bunch of unrelated files in the vault, take files out, rename them, and destroy them if you know the key. You can use folders inside of the vault to organize your files. If

you don't have the key you can't get in the file cabinet. Even the names and lengths of files in the vault are protected with the same amount of encryption as the file contents (no more need to use cryptic names for encrypted files!) Unregistered users are restricted to only 5 files in a vault; registered users have room for 200 files in the vault.

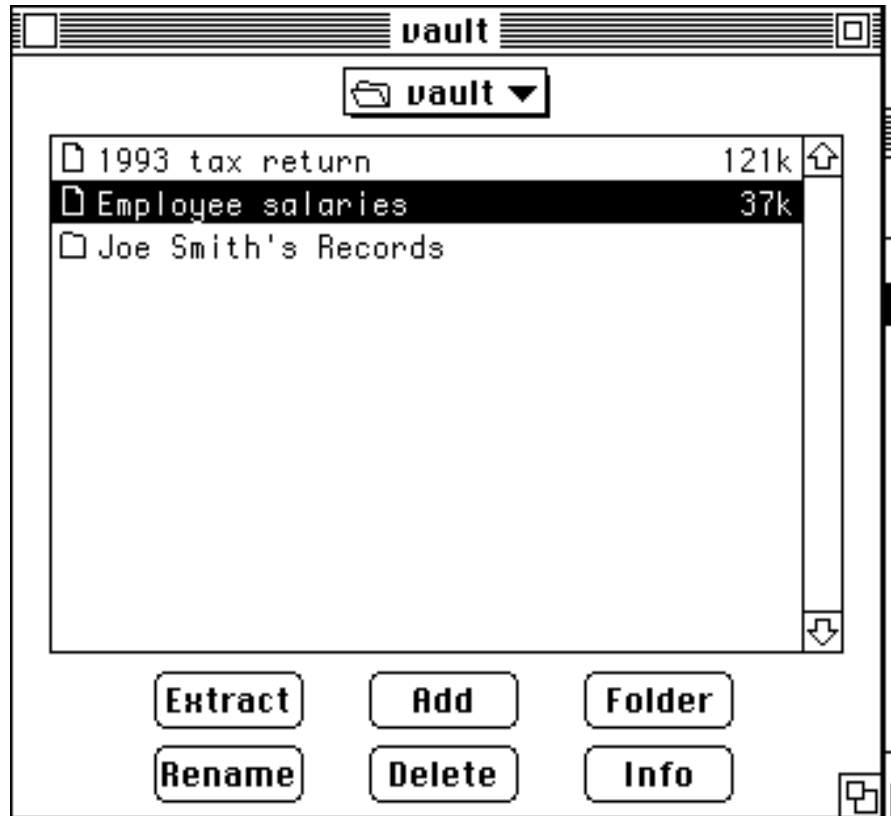


Figure 3: An Open Vault

### *Opening or Creating a Vault*

To open a vault, select the "Open Vault..." command from Enigma's file menu. You will be asked for a key. If the correct key is entered, the vault will be opened. Figure 3 shows an example of an open vault.

To create a new vault select "New Vault..." under the File Menu. After entering a key, an empty vault will be displayed on the screen. It looks identical to figure 3 except that there will be no files or folders in it.

You will notice a slight pause when opening or creating a vault. This is because the program must decrypt the vault's directory map each time it is opened. Let me emphasize that vaults are completely protected by encryption. No clear-text data about the vault or its contents exists.

### *Vault Operations*

The key you enter applies to the vault and all files in the vault. The program will then bring up a window with a list of files currently in the vault. At the bottom of this window are six buttons: "Add", "Extract", "Rename", "Delete", "Info" and "Folder". The commands "Extract",

"Rename", "Delete", and "Info" are unavailable unless there is at least one file selected.

Select a single file by clicking on its name in the list. Select multiple files by dragging the mouse. You may select disjoint groups of files by shift-clicking.

### ***Add***

Clicking on the Add button (or selecting "Add..." from the vault menu) allows you to add files to the vault. It will bring up a dialog box that will allow you add multiple files at once to the vault.

### ***Delete***

Clicking on the Delete button (or selecting "Delete" from the vault menu) will delete all selected files from the open vault. You will be asked to confirm this operation if the "*Confirm Vault Deletes*" option is selected [See Customizing Enigma].

### ***Extract***

Clicking on the Extract button (or selecting "Extract..." from the vault menu) will extract the selected files from the vault. Depending on the options you have selected you may be requested for a file name. If you have a folder highlighted when this option is selected all files and folders within that folder are extracted.

### ***Folder***

Clicking on the Folder button (or selecting "Folder..." from the vault menu) allows you to create a folder in the current directory. You will be prompted to name the folder. File and folder names must be unique throughout the entire vault. The folder will appear in the vault list after it is created.

Navigating through the folders in a vault works just like it does in the Standard Get File routines. Double click on a folder to open it. To move up the hierarchy, use the pop up menu centered above the list of files in the vault. The root directory always has the same name as the name of the open vault.

### ***Info***

Clicking on the Info button (or selecting "Info..." from the vault menu) allows you to get information about a file or folder. The information displayed is nearly identical to that which you get from the Finder's Get Info function. It shows size, true file name, encryption date, creation date, and a comment which you can edit. For folders the number and size of files in the folder is shown. Any comments you enter in the Info window will be saved and protected by encryption. When you close the vault or quit Enigma all open info windows are closed as well. Note: the Info button will provide only very limited information (and no comment capability) if the vault was originally created by a version of Enigma prior to version 2.3.

### ***Rename***

Clicking on the Rename button (or selecting "Rename..." from the vault menu) allows you to rename files and folders in the vault. For each selected file or folder you will be prompted for a new name which replaces the old name. Remember that file and folder names must be unique throughout the entire vault. If you use ":" as a character in the file name you will not be able to extract the file until you rename it again to a name that does not contain a ":".

### *Compacting Vaults*

There is an option in the File Menu entitled "Compact Vault..." the reason it is there needs to be explained. Files are added to a vault in what is known as "first fit" order. Old files deleted from a vault leave gaps. If a new file is less than or equal in size to a previously deleted file, the new file will re-use the space. If there is not space within the vault, the vault is made larger and the file added at the end. This means that vaults are not necessarily as small as possible. Select the compact vault function when you wish to eliminate all this wasted space. The process will take a couple of minutes and is completely safe. If something goes wrong before the compaction is finished (even something as drastic as a power failure) your original vault will be unharmed. You will need free disk space on the volume with the vault at least equal to the size of the vault being compacted.

One reason I'm discussing how files are allocated in a vault is because it affects the maximum number of vault files you can have. Although nominally there is room for five files in the freeware version of Enigma the following effect should be noted. Lets say you add 5 files (the maximum vault capacity), each 25K. And then delete the middle file, leaving room for a 25K file in the middle of the vault. If you try to add a file larger than 25K to the vault you will get an error message saying the vault is full. A file smaller than 25K will be successfully added. In this case you should compact the vault as described in the previous paragraph. In practice this should be at most a minor annoyance because I've found that files are not deleted from a vault very often.

### *Self Extracting Vaults*

Self extracting vaults allow you to send encrypted files to friends and associates without requiring that they have the Enigma application (or any encryption program). They can double click on the self extracting vault icon, enter a key, and then get a vault window similar to the regular Enigma vault window. Enigma can open self extracting vaults to add, rename, and delete files as normal. Receivers of self-extracting vaults can only extract files, not add or rename. Self extracting vaults are protected with the same level of protection as the version of Enigma which created the vault.

To create a self extracting vault select the "Create Self Extracting Vault..." from the file menu. It will prompt you for a filename and

password. Once those are entered a normal looking vault window appears. Add, delete, or rename files as you normally would. After you close the vault you will see the self-extracting vault's icon on your desktop.

If you are a registered user the self-extracting vaults you create will be protected by full DES. You are free to send self-extracting vaults to anyone, including those with the limited DES version and those who have never heard of Enigma. But there is one thing you should be aware of. Although a receiver of a self-extracting vault can not use it for encryption it contains the DES algorithm and as such it might be a violation of US export law to send one to non-US/Canadian citizens. I'm not sure, if it's an issue for you then consult an expert.

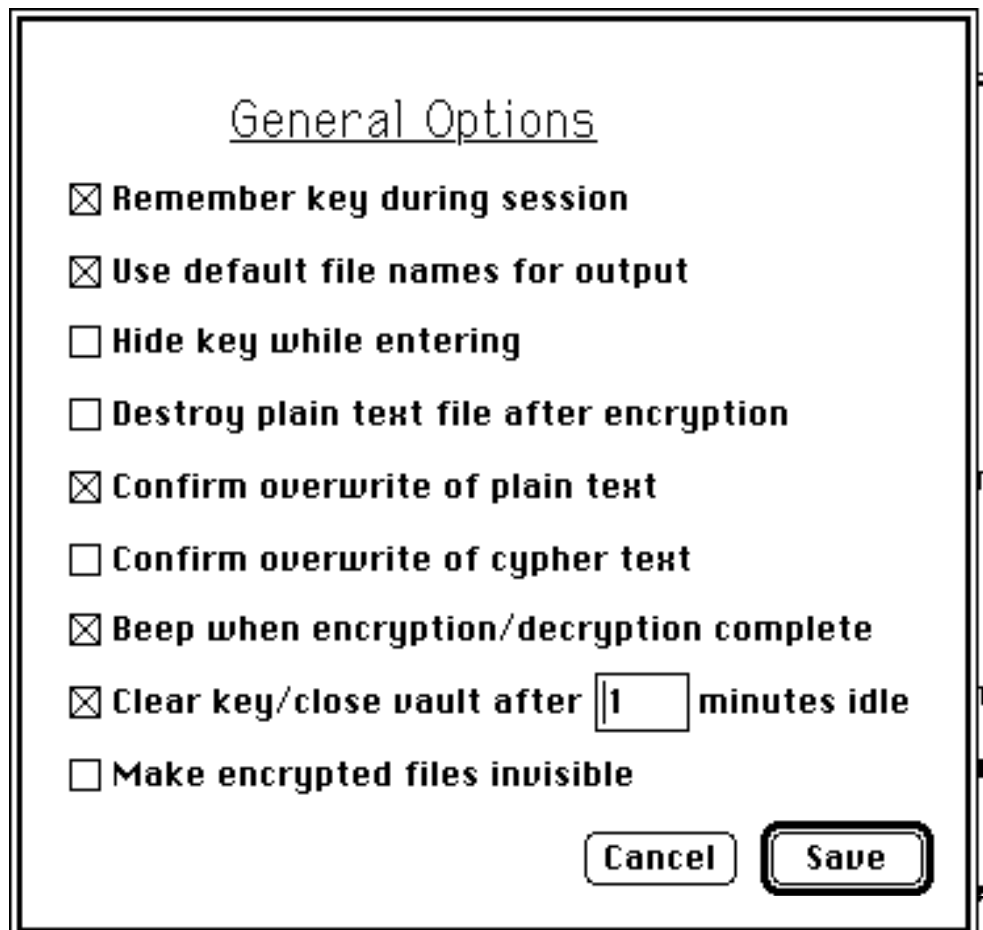


Self extracting vaults do not have all of the capabilities of Enigma 2.4 vaults. You will not be able to create folders in self extracting vaults. Nor can you add comments.

### *Customizing Enigma*

The options menu of Enigma contains three selections: "General Options...", "Vault Options...", and "Clear Key". General options are those options which apply to all parts of Enigma. Vault options apply only to vaults. The Clear Key option provides a way to conveniently forget a key if you normally operate with *Remember Key* on. This will only be important if you regularly use more than one key to protect your files.

#### *General Options*



## Figure 4: General Options Dialog Box

Selecting "General Options..." from the Options menu brings up the dialog box shown in figure 4. Each option is described in detail below. By the way, the options shown selected are what I recommend for the most convenient use of Enigma.

The first two options: *Remember key during session*, and *Use default file names for output* will make it much easier to process large numbers of files at once. With both these options selected Enigma can operate unattended after a key is entered for the first file.

### ***Remember Key During Session***

Selecting the *Remember Key* option will use the first key entered by the user for the entire session. The key will be erased from memory just before the application exits. If you wish to enter a new key during a session select "Clear Key" from the Options menu. If you accidentally open a file with a different key from the "remembered" one, you will get an error message saying the key entered was invalid. If this happens the key is automatically cleared so you will be asked for a key again the next time you try to open a file or vault, even if the *Remember Key* option is on.

### ***Use Default File Names for Output***

Selecting the *Use Default Names* option keeps Enigma from prompting you for an output name. If a file is being encrypted the output name will be the original name plus ".???". If a decryption is being done the output name will be the name of the document or application when it was being encrypted. (Enigma stores this information when the file is encrypted. The name is encrypted as well so it is as secure as the rest of the file.) Note: During decryption: if *Use Default Names* is selected any other file with the same name in the current folder will be deleted without confirmation unless the appropriate *Confirm Overwrite* option has been selected.

### ***Hide Key While Entering***

If this option is selected your key will be displayed with '?'s in place of the characters you type. You will be asked to confirm your key entry to be sure you didn't make a mistake. You won't be able to use edit functions such as cut, paste, or the arrow keys. Only the delete/backspace key can be used to backup and change characters you know you mistyped. The confirmation process will assure that you don't enter an unintended key. Confirmation isn't done for decryption operations because the consequences of a mistyped key are much less drastic.

### ***Destroy Plain Text File After Encryption***

This option does exactly what it says it does. After a successful encryption the original plain text file is destroyed by overwriting the data with zeros. This option does NOT delete an encrypted file after a successful decryption. Be careful with this option, once encrypted the original is irretrievably gone except through decryption.

### ***Confirm Overwrite of Plain Text***

Selecting this option will require Enigma to ask before overwriting a plain text file during a decryption operation.

### ***Confirm Overwrite of Cypher Text***

Selecting this option will require Enigma to ask before overwriting an encrypted file during an encryption operation.

### ***Beep When Encryption/Decryption Complete***

This option, if selected, will cause the computer to either beep or play a sound when encryption is complete. If the system file contains a sound called (name must be exact) "Enigma Sound" that sound will play when an encryption or decryption operation is complete; otherwise a normal system beep will be played. If this option is not selected Enigma will not make any sound when an encryption or decryption is complete.

### ***Clear Key/Close Vault After X Minutes Idle***

If this option is selected you will be protected from accidentally leaving Enigma running unattended, possibly allowing someone else access to your files. If Enigma detects no activity for the specified period of time it will clear the key from memory and close any open vault. Any open info windows are closed as well.

### ***Make Encrypted Files Invisible***

If this option is selected vaults and encrypted files will be made invisible when they are created. They will continue to show up in Enigma's file selection dialog boxes so that you can access them. This provides only a very crude level of security as there are many applications which can make these files visible again. If you need a utility to make files visible again, I recommend the shareware utility *File Buddy* or *ResEdit*.

### ***Vault Options***

The second options dialog available from the options menu is entitled "Vault Options...". Currently there is only a single option available entitled *Verify Vault Deletes*.

### ***Verify Vault Deletes***

Selecting this option will allow you to confirm deleting a file from a vault.

### ***Saving your Configuration***

If you click on the "Save" button in any preferences dialog the options will be saved in a preferences file in the system folder. You can also select the cancel button if you are not satisfied with your changes to the option selections.

### ***Resedit Hacks***

The default vault name of "vault" and the default extension of ".???" can be changed using Resedit or a similar resource editor application. Using

Resedit is not for people who are timid about computers; but these changes are pretty safe compared to some of the hacks I have seen published for other applications.

First of all, make a back up copy of enigma.

Use Resedit to open the enigma application.

Double-click on the 'str#' resource

Edit string #2 to change the default vault name

Edit string #3 to change the default file extension [**must** be less than 10 characters]

Close the file and quit Resedit.

Run Enigma to verify your changes work correctly (try creating a new vault and new encrypted file)

If during any part of this procedure you are concerned you did something wrong simply quit Resedit. If you think you did something really wrong then restore the backup you made.

## *What is DES?*

### *History*

The Data Encryption Standard (DES) was developed in the 1970s by the National Bureau of Standards with the help of the National Security Agency. Its purpose is to provide a standard method for protecting sensitive commercial and unclassified data. IBM created the first draft of the algorithm, calling it LUCIFER. DES officially became a federal standard in November of 1976.

## Algorithm

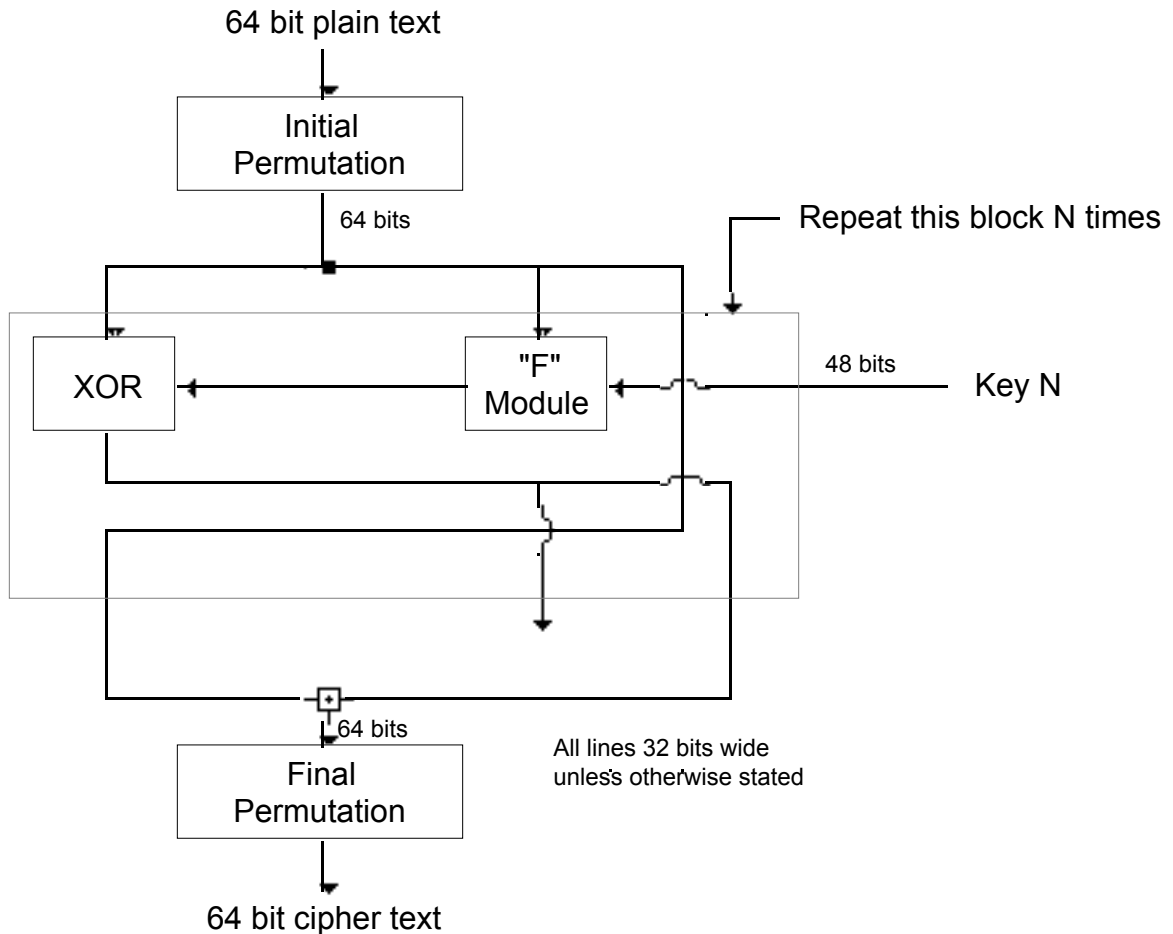


Figure 5: DES Block Diagram

Fundamentally DES performs only two operations on its input, bit shifting, and bit substitution. The key controls exactly how this process works. By doing these operations repeatedly and in a non-linear manner you end up with a result which can not be used to retrieve the original without the key. Those familiar with chaos theory should see a great deal of similarity to what DES does. By applying relatively simple operations repeatedly a system can achieve a state of near total randomness.

DES works on 64 bits of data at a time. Each 64 bits of data is iterated on from 1 to 16 times (16 is the DES standard). For each iteration a 48 bit subset of the 56 bit key is fed into the encryption block represented by the dashed rectangle above. Decryption is the inverse of the encryption process.

The "F" module shown in the diagram is the heart of DES. It actually

consists of several different transforms and non-linear substitutions.  
Consult one of the references in the bibliography for details.



### *What is the Limited DES that Enigma Implements?*

The limited DES mode available in the freeware version of Enigma modifies the DES standard in two ways. First of all, a 32 bit key is used instead of 56 bits [note: 32 bits, NOT 28 bits]. Secondly the data is iterated on only 4 times instead of 16. These changes reduce the computational complexity of the algorithm by at least  $2^{26}$  times. Nevertheless a naive user would still have to guess on average 2 billion times before the correct key was determined.

### *What is Cipher Block Chaining?*

The full DES version of Enigma takes the basic DES algorithm one step further by adding what is known as cipher block chaining. Without modification the standard DES algorithm encrypts data in 64 bit blocks independent of their context. Cipher block chaining increases security by exclusive ORing the previous 64 bit block with the current 64 bit block. This makes the encrypted value of a block context dependant, making it much more difficult to decipher. [Note this capability is only implemented in full DES versions of Enigma starting with version 2.3.]

### *How Secure is DES?*

Users of Enigma will most likely be subject to ciphertext only attacks. That is an attack in which the cryptographer has access only to encrypted documents. Under such conditions there is no known method of attack better than randomly guessing keys. This discussion assumes you meet this condition.

The limited DES version of Enigma has  $2^{32}$  or 4,294,967,296 possible keys. The full DES version of Enigma has  $2^{56}$  or 72,057,594,037,900,000 possible keys. To determine the time it will take to break a file protected by Enigma multiply the number of keys by the time it takes your computer to try one key (times one half because on average you will guess the key by the time you have tried half the keys).

For comparison I have done some rough (but conservative) calculations. Using brute force a Mac LC-II can break into a file protected by the free version of Enigma in about 1 day of non-stop computing. It would take that same Mac almost a million years to break into the same file protected by the full DES version. Equivalent numbers for a single Cray supercomputer (estimate somewhat rougher) would be about 10 minutes versus 3,000 years.

***What about back doors?***

Because the NSA was involved in the development of DES there has been a constant concern there is a back door. Here DES's greatest weakness that it was developed almost 20 years ago is a strength. In those 20 years no one has ever described a way to break DES except by brute force (ciphertext ONLY attacks). Concerns about DES's weakness are centered solely on how fast it will take a computer to try those 72 quintillion possible combinations. Massively parallel computers are a significant threat because each processor can be assigned a small piece of the total problem. Nevertheless even the most optimistic estimates place the cost of a theoretical DES breaking machine into the several millions of dollars range. This is not to say that no

one can read a message protected by DES. If the NSA decides they need to read your document, they will.

It is easy to be paranoid when it comes to encryption, but keep this in mind. It is in the US Governments interest to provide a good encryption standard. If the NSA could read industrial and technology secrets protected by DES than so could the KGB. It is my opinion that DES was designed to balance the competing interests of a government reading its citizens secrets and being sure that no other government could read them. I believe that this resulted in an algorithm of very high security, but one that can be broken through brute force by a truly massive assault. The inevitable march of technology has slowly eroded the amount of technological know-how needed to break DES but the hurdle remains high for the next decade or two.

### *Protecting Your Privacy*

A few simple precautions need to be taken to assure the absolute secrecy of your data. First of all, NEVER run enigma with virtual memory on, an image of the clear-text or key could be left on your hard disk. See the memory control panel for this switch. This caution applies to the new “enhanced” virtual memory tools such as OptiMem and RamDoubler as well. If you can’t live without these utilities just be sure to always run Enigma when you have plenty of free (real) RAM.

Secondly, remember that deleting a file (such as the plain-text version of a just encrypted file) does not remove the data from the disk. Use an application which overwrites deleted files with null data. I have written an application that does this. It is called Burn and should be available from the same place that you got Enigma from. Further, Enigma allows you to specify that it destroy a plain-text file after encryption (See the section on Customizing Enigma.)

The introductory discussion on how secure Enigma is assumes that your key can not be guessed. I can not over-emphasize the criticality of this, your data is not

secure if your password can be guessed or contains only common words. Keys should be more than a few characters long (13 for maximum security). Do not choose obvious things like people, place or pet names, nor should every word of your key be in a standard dictionary. The more unconnected a key is from you and your life the harder it will be to guess.

Enigma has a somewhat unusual keying system that increases the security of files you protect using it. All characters typed as a key are converted to a 5 bit representation. You should always use the 26 letters of the alphabet (upper or lower case doesn't matter), the 10 digits 0-9, and the space bar for your key. Any other characters are mapped into this space by using the 5 least significant bits of their ASCII value. The packing algorithm used ensures maximum data security even though a restricted character set is used. The benefit is an easy to remember password that provides maximum security.

You might be a little unsure how restricting the possible characters in a key can actually enhance security. This scheme works because even in the best case you can't realistically choose from more than about 75 characters for each character of your key. If no packing were done someone searching for a key would only need to examine those 75 characters for each 8 bits (256 characters) of the key. By using only five bits per character there are no

"gaps" that can be ignored by someone searching for your key. For maximum security a key should be 13 characters. Characters beyond 13 are ignored.

Another important point regarding nearly all encryption algorithms is that they are much easier to break if the cryptanalyst has access to the plaintext and ciphertext version of any document encrypted with the key he is trying to break. The lesson here is to be sure that plaintext versions of encrypted files should not be left laying around even if the particular file is not of high value; it can be used to make breaking your key easier.

Finally, because the encryption engine source code is available you can be absolutely certain that the full DES algorithm is implemented and that there are no back doors or vulnerabilities. No other DES type encryption package for the Macintosh exists which provides this certainty. Note: starting with version 2.0 complete source code is not available to protect my investment. Source for the complete Enigma 1.2 application remains available. Because of the new CBC encryption mode, Enigma 1.2 no longer produces encrypted results identical to Enigma 2.4. However, if asked, I will include with the source code an example of how to modify the DES algorithm to implement CBC mode (it's only a few lines of code).

### *Frequently Asked Questions*

I am often asked the following questions, so I'll save time and answer them now:

Is there a DOS/Window's version available? Enigma for

Windows is being released simultaneously with version 2.4 for the Macintosh. Please let me know if you would like a copy.

Can you send source code for the limited DES version outside the United States and Canada? I wrestled with this one for awhile. But the answer is no. The source code is just too similar to the full algorithm. Sure you could disassemble the object code, and with that, a real talent for assembly language, and an intimate knowledge of DES you could probably patch together a full DES version. But a person like that could write Enigma from scratch over a couple weekends and doesn't need the source code.

Is it legal to send encrypted messages over international networks? Yes, absolutely. Nothing in US law says you can't use encryption to communicate. Its just that you can't export the algorithm in the form of a program (or any other way). Encrypted messages are just data. How someone else reads the message is their problem. If you want to do a lot of private email communication I recommend using PGP instead, its more suitable for that kind of thing than Enigma is. The author of that program has much bigger cojonés then I have. PGP is available (last I heard) from uunet. Enigma is more suited, by the nature of its interface, to protecting files on a hard disk. The new self-extracting vault feature enhances Enigma's email usefulness.

I live outside the US and Canada but would like to be able to have large vaults, what can I do? Foreign users can register for the same \$15 as US/Canada users. They

will receive a version that has large vaults but only limited DES encryption.

### *Things that look like bugs but aren't really*

Some virus checking and disk checking programs will report that Enigma files contain a corrupted resource fork. This is because the resource fork is encrypted by Enigma, rendering it unreadable even by the Apple system software. This isn't a bug, encrypted applications aren't supposed to be readable. Do NOT attempt to "repair" an encrypted file. Vaults do not have this problem, only encrypted files.

The *Remember Key* option can be tricky sometimes if you have files with different keys. Remember that with this option is selected, once a key has been entered it will be used for the ENTIRE session. If you later open a file or vault encrypted with a different key then you will get a message saying an invalid key was entered. To change keys, click on the "Clear Key" command under the options menu and open the file again. This is also a problem if you work with a mixture of limited and full DES files. Even if you type in the same key for both limited and full DES, they are actually different as far as Enigma is concerned.

You will notice a pause while launching a self-extracting vault application. This pause (of up to 30 seconds on slower CPUs) is due to Enigma calculating some internal tables which substantially speed up decryption during extraction. In order to keep the size of the self-extracting vaults as small as possible these tables are not stored on disk (as they are in the main Enigma application) so they must be recalculated each time the application is launched. These tables (stored on disk or not) are



independent of your key and in no way affect the security of the algorithm, only its speed.

Enigma can temporarily require large amounts of disk space. There must be free disk space available equal to the size of the file being operated on for the operation to be successful. Vault compaction temporarily requires an amount of disk space equal to the size of the vault being compacted. If you are low on disk space Enigma will warn you, there is no risk of losing data.

Because of the way the limited DES version reduces the key size to 32 bits the last couple of characters of your key might not be significant. You should always choose a long key when you use the limited DES version.

### *Compatibility with Earlier Versions of Enigma*

There are some compatibility issues with different versions of Enigma that you should be aware of:

- The limited DES version of Enigma is not capable of opening any files or vaults created by any version of the full DES Enigma application.
- The full DES version can not open vaults created by the limited DES version of Enigma although it can open files.
- Vaults created by versions of Enigma prior to 2.3 do not have a Folder capability, and only a limited "Info" capability.
- Self Extracting vaults created by a version of Enigma prior to Enigma 2.3 can not be opened by later versions (They are still fully functional applications,

you just can't modify them).

- Dates on files extracted by Enigma are not correct if the file or vault was originally created with a version earlier than 2.3.

You can't hurt anything if you have an incompatibility. The worst that will happen is you will get an appropriate error message.

### *Things that need improvement*

If you enter an incorrect key while trying to decrypt an individual file (not a vault) the program will usually tell you by reporting an error that says "Invalid Key Entered". However, occasionally the decryption process will generate a valid (though meaningless) filename which Enigma will blindly use. This causes no harm except the output will be total garbage (which should be deleted by the user). Just repeat the process with the correct key and your file will be decrypted properly. This happens because Enigma uses the validity of the filename generated for the output file to determine if you entered an incorrect key. Vaults use a different mechanism and don't have this problem.

### *User Support*

As my registered users know I provide full support for Enigma. Don't hesitate to send mail with questions, bug reports or suggestions (even if you're not registered). I want this program to be the best there is, and I want you to be a satisfied user.

#### *How to get the full DES version of this program*

First of all let me repeat that the limited DES version is free, it is not shareware, you don't need to feel guilty about not registering. But if you

want or need the maximum protection full DES provides or need larger vaults they are available for \$15 US for non-commercial users [see site license fee below if you are purchasing Enigma for a business with more than three Macs]. The source code to Enigma 1.2 (not 2.4) including the complete DES algorithm is available for an additional \$10. In either case I can only ship to a US or Canadian address. When requesting the full version you must include a statement that you agree not to upload the program on any network and that you will not export the program outside of the United States or Canada.

If you would like the source code you must agree that you will not use the name "Enigma" in any program using my source code. You may use Enigma source code royalty free. Source is written in Think C version 5.0.3. The encryption engine is machine independent and isolated from the rest of Enigma.

If you include an internet address I will send the full release via email the day I receive your request. To take advantage of this you will need to be able to download text from the internet to your macintosh, and have the binhex and Stuffit applications available [both are public domain and available from any on-line service]. I can only do this for internet users, commercial online services such as AOL and Compuserve do not easily allow for large email files even though they are nominally on the internet. If you know you can not take advantage of receiving the program via email please let me know so I won't waste both our times trying (but still include your email address for upgrade and support).

## **PLEASE GIVE ME AN EMAIL ADDRESS IF YOU HAVE ONE.**

With an email address I can quickly notify you of upgrades and bugs. Any questions you have are addressed far more quickly over email than snail mail.

### *Site License Fee*

If you are purchasing Enigma for a business please include a site license fee of \$5 per CPU (3 CPU minimum). For very large sites, I request a maximum site license fee of \$500 (100 CPUs) no matter how many CPUs you really have. Purchase of the site license gives you full upgrade privileges as a private user (\$2 total cost), as well as allowing unlimited growth of your network (i.e. no additional costs for new CPUs). I will provide my normal (high) level of support via email. Please count all machines connected to a file server with Enigma installed as CPUs when calculating the cost.

### *Updates*

Registered users of any previous version of Enigma may receive an upgrade to Enigma 2.4 with full DES capabilities by sending a disk and a SASE (or \$2 and no disk) to the regular address and specify that you would like the upgrade. I will attempt to notify registered users of upgrades via email. For those users without an email account I will send a postcard roughly every other version or so if you upgraded last time I contacted you. If possible, include your email address with your update request. It will facilitate notification of new upgrades and my ability to provide support.

### *Acknowledgements*

Many people have contributed to the success of Enigma. First of all, let me thank everyone who has ever sent me a message saying "Wouldn't it be great if Enigma did...". I keep track of every such comment and implement all those which are feasible and possible. For instance, I had never thought of self extracting vaults until a user suggested them.

Dr. William MacGregor wrote me a letter shortly after Enigma 1.1 was released and said, basically, here's how

to make DES super fast. The result was that Enigma 1.2 was twelve times faster than Enigma 1.1.

Gabriel Schuyler and JayKW helped out a lot with the icon designs.

And special thanks to my beta testers. Encryption is tricky stuff so Enigma must be completely reliable. Over the last year I have asked several people who have demonstrated a great ability to search out the deepest corners of Enigma to help me test each release. These people are recognized for the first time in this version. They are: Jerry Goldstein, Gabriel Schuyler, and Neil Van Ess. Each one a person you want on your side if you have a significant software application to develop. And if you don't do a good job I promise they will let you know! :)

## *Standard Disclaimer*

I am not responsible for any loss or damage due to any failure of this program regardless of the cause.

Enigma is ©1994 by Michael Watson.

Enigma is a product of Next Wave Software (not yet <sup>TM</sup>).

This program is not in the public domain. I reserve all rights to this program.

You are free to distribute the limited DES version of this program to other users provided this documentation is enclosed. The program can not be offered for sale without my permission. Enclosure as part of a user group shareware collection is allowed so long as the collection is sold only to recover distribution costs.

Any party desiring to include this program as part of a shareware collection that is sold on a for profit basis must receive written permission from the author.

Payments and questions can be mailed to:

Mike Watson  
4830 Nightingale Drive #E302  
Colorado Springs, CO 80918

I don't mind email. If you have questions, bug reports, or ideas feel free to email me at the following addresses (even if your not registered):

Internet: [mdw@cns.cscns.com](mailto:mdw@cns.cscns.com) <-- preferred  
America OnLine : MikeW03  
Compuserve: 72510,3427 <-- guaranteed  
slowest

## Appendix A: Change History

### *Version 2.3 (released 4/94)*

- Vaults are now hierarchical. Organize your vaults using folders. Folders can be extracted from a vault.
- Stronger encryption. Full DES versions of the program now use CBC mode for newly encrypted vaults and files. (See the section describing DES for what this means).
- Full DES vaults can now contain 200 files.
- A new dialog box makes it much easier to add multiple files at once to a vault.
- Vault windows are now fully resizable. Size and position of a vault is remembered for the next time the vault is opened.
- A Get Info function for files in a vault gives detailed information about the file and allows a comment to be entered. The comment is saved in encrypted form.
- If cancel is selected during an encryption or decryption operation, any file that was being overwritten is restored.
- Finder flags, creation date, last modified date and custom icons are now preserved during encryption and restored during decryption.
- A large number of user interface improvements such as a moveable encryption status dialog.
- The file erase application Burn has been improved: User selectable erase pattern, user selectable number of erase passes, and the ability to erase free space on a disk (in case you accidentally deleted a file that should have been burned).

### *Version 2.2 (released 01/94)*

- You can now create Self-extracting vaults so you can send files to your friend protected by encryption, even if they don't have the enigma application.
- Vault windows can now be resized along the vertical axis.
- If an incorrect key is entered, the key is cleared so key must be



reentered by the user.

- Added new command key equivalents to open and close vault menu functions.
- New menu available when vaults are open, allowing command key equivalents for vault functions such as add, extract, rename, and delete.
- Encryption done sound can be turned on or off from options dialog.

- Enigma will now play the sound called "Enigma Sound" if it exists.
- Files will now have the correct type immediately. Previously Enigma would sometimes create files which appeared to have the wrong type until the window was closed and opened or the system rebooted.
- You can no longer perform cut/copy/paste operations in hidden key entry dialogs (it never worked properly anyway)
- Fixed problem making it impossible to extract files from a vault which had been renamed to a length greater than 31 characters. Filenames in vaults are now firmly limited to 31 characters (same as the Macintosh Operating System).
- Stationary documents now handled properly (stationary encrypted not a copy).
- Fixed crash when "About..." selected with a vault open

*Version 2.1 (released 10/93)*

- The annoying crash caused when an incorrect password is entered has been fixed.
- Vaults can now be compacted which will save space when files are frequently added to and deleted from a vault.
- Within vaults, the sizes of individual files are displayed.
- You can now double click on a file in a vault to extract it.
- New options have been added to make it less likely you will accidentally overwrite a file you didn't want to.
- Upon completion of an encryption or decryption operation the program will beep.
- Better (and color) icons!
- The file being processed is now displayed in the status window.

*Version 2.0 (released 7/93)*

- Enigma now supports vaults. A vault is a collection of files encrypted together. Individual files within a vault may be extracted, renamed or deleted and new files can be added to the vault at any time.

- The annoying start up delay in Enigma 1.2 has been eliminated.
- There was a bug in Enigma 1.2 which resulted in files being a few bytes longer than they should have been. This has been fixed, decrypted files will now be exactly the same length as the original file.
- Enigma 2.0 now uses a preferences file stored in the system folder. This will make the program more compatible with network usage.

- The string ".???" which Enigma 1.2 appended to encrypted files can be edited by the user to a string of his or her choice.

*Version 1.2 (released 3/93)*

- Encryptions and decryptions are now 12 times faster!
- Plain-text files can optionally be destroyed (overwritten) after encryption.
- Running Enigma over an Apple Talk network is about 100 times faster.
- The key you type in can optionally be hidden.
- The program will now quit after completing a drag-and-drop event.
- The key is now cleared from memory as soon as possible to be sure that a memory dump will not expose your key.
- For those interested in upgrading, you can now choose between the limited and full DES encryption on a file by file basis.

*Version 1.1 (released 10/92)*

- Several bugs in the user interface have been squashed
- The program is now System 7 aware but remains compatible with any Mac.
- Improved support for encryption and decryption of multiple files.
- Encryption of applications and documents with resource forks is now supported.

*Version 1.0 (released 9/92)*

- Initial capability

## Appendix B: Bibliography

The following references are outstanding sources of information on the DES algorithm and encryption in general.

Schneier, Bruce. *Applied Cryptography*. New York, N.Y.: John Wiley & Sons, 1994. ISBN 0-471-59756-2.

Dewdney, A. K. "Computer Recreations: On Making and Breaking Codes." *Scientific American*, November 1988, pp. 142-145.